

Major Items of Genuine Accessories



Touring Screen (Smoked Tint)



Single Seat Cowl



Stylish Seat



Soft Side Case Set



Frame Slider



Fuel Tank Pad



Billet Brake Lever (Anodized)



Billet Clutch Lever (Anodized)



This photo includes some optional accessories.



Suzuki Motor Corporation

300 Takatsuka-cho, Minami-ku, Hamamatsu-shi, Shizuoka 432-8611 JAPAN
www.globalsuzuki.com

GSX-8R (GSX800F) Product Information Nov, '23



All photos are shot with professional riders in closed conditions. Photos of YSF, QZY and QKA shown are North American Specs. Photos of YKV shown are European Specs. Standard and optional equipment available may vary for individual markets. Please enquire at your dealers, as specifications and illustrations may refer to models not available in your region. SUZUKI MOTOR CORPORATION reserves the right to change, without notice, prices, colors, materials, equipment, specifications and models, and also to discontinue models.

All photographs in this leaflet were taken with relevant permission. Images of the vehicles without number plates on public roads are composite photos.

- Always wear a helmet, eye protection and protective clothing.
- Enjoy riding safely.
- Read your Owner's Manual carefully.
- Never ride under the influence of alcohol or other drugs.



The New Standard of Sport

The visceral appeal of cutting-edge sportbike styling immediately catches your eye. Once aboard, you experience the sophisticated balance of power, handling, comfort and faithful response that puts you in full control. It's a fine fusion of elements that invites all riders to a new world of riding pleasure, whether commuting or shopping in town, heading out for an exhilarating run through winding mountain roads, or testing your skills on the racetrack. The GSX-8R is destined to lead the pack toward an exciting new era of sportbike riding.



The Future of Suzuki Sportbike Styling

From the sharp, clean design of the front face and fairing, to the slim profile of its rear section, every detail of the GSX-8R's mass-forward aggressive stance and well-balanced proportions instantly convey performance potential. Exposed parts such as the seat rails and engine parts are painted to highlight the mechanical appeal of functional beauty. And bold graphics that employ iconic typography create a presence that is instantly recognizable and equally appealing.




Image sketch

Inspired Fairing Design

In creating the full fairing for the GSX-8R, the designers paid due respect to the over 35-year heritage of the iconic GSX-R series, even while working to create a fresh new face that symbolizes the future of Suzuki sportbike design. The fairing and its aerodynamic windscreen are wind tunnel tested to lower the bike's drag coefficient, improve high-speed stability and provide wind protection that makes touring more comfortable by reducing fatigue on long rides.



Lighting the Way to the Future of Sportbikes

From the advanced functional and aesthetic design of the LED lighting both front and rear, to the informational wealth and unique presentation offered by the instrument panel's color LCD screen, The GSX-8R is clearly destined to lead the way to your future riding pleasure.



LED Headlights and Position Light

The vertically stacked pair of hexagonal LED headlights topped by an LED position light helps create a slim, compact face with a futuristic appeal that symbolizes Suzuki design. It's a sharp design with unique character that makes the front end look light and ready for action. Mounted to the frame via the fairing, the headlight assembly contributes to the GSX-8R's agility and neutral steering feel.

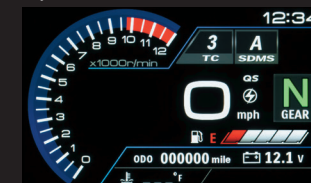


LED Rear Combination Light

The LED rear combination light and LED license plate light mounted on the slim rear fender contributes to a sporty design that makes the rear of the GSX-8R look even shorter and slimmer than it measures.



Day Mode



Night Mode

Full LCD Instrument Panel

The GSX-8R adopts a custom 5-inch color TFT LCD multifunction instrument panel. Clearly legible high-quality information displays keep you fully aware of all the bike's systems and settings, and supply vital real-time operating status information. The tachometer does double duty as a programmable rpm indicator that blinks when the engine reaches a preset speed, and the LCD now adds a function that lets you display large pop-up alerts and warnings. Manual or automatic settings for switching between the day (white) and night (black) display modes let you maximize visibility at any hour and in any riding situation.



Left handlebar switch



Right handlebar switch

Intuitive Handlebar Switches


The ergonomic switch layout maximizes operating ease and efficiency so you can access all controls while focusing on the road ahead. Select modes and make settings and adjustments for each S.I.R.S. control system by simply operating the MODE and UP/DOWN switches on the left handlebar.

* All lights are illuminated in the photo for illustrative purpose.

The New Standard of Sport Performance

Producing the Power to be Your Best


The 776cm³ parallel twin engine that powers the GSX-8R delivers a fine balance of smooth, controllable power and free-revving performance you will enjoy whether touring, enjoying a brisk ride, competing on the racetrack, or tackling errands around town. Designed to be powerful, efficient, rider-friendly and versatile, the engine features a 270-degree crank layout with a firing order that produces rich torque and positive traction, as well as a pleasing rumble and engine note similar to that of a V-twin engine. It also employs the Suzuki Cross Balancer, an innovative primary balancer design that contributes to smooth operation and the GSX-8R's nimble handling. The engine's compact front-to-rear size contributes to achieving optimum weight distribution and chassis geometry, while it also helps position the hip point forward to provide you with an optimal riding position.



776cm³, 4-stroke, 2-cylinder, Liquid-cooled, DOHC, Parallel Twin Engine

Distinctive Short Muffler Design


The GSX-8R features a short muffler design that, barely peeking out as it rises from the right side of the engine, contributes greatly to the mass-forward image of this new sportbike. It is part of a 2-into-1 exhaust system engineered to produce a pleasing note befitting the parallel twin engine. Better yet, the two-stage catalytic converter inside the collector helps limit emissions to a level that satisfies Euro 5 standards, while at the same time maximizing power output and overall performance.



Suzuki Cross Balancer

Developed specifically for the 776cm³ parallel twin engine, this patented* biaxial primary balancer suppresses vibration and contributes to smooth operation by positioning its two balancers equidistant at 90° to the crankshaft. Balancer No.1 cancels the primary vibration generated by the piston of the first cylinder, while balancer No.2 cancels the primary vibration of the second cylinder. Furthermore, placing the two balancers at 90° to the crankshaft with each positioned equidistant from the crankshaft cancels primary couple vibration, it also helps realize a lightweight powerplant that is more compact from front to rear.

* Patent granted in Japan for biaxial primary balancer that positions its two balancers at 90° to the crankshaft.



Suzuki Intelligent Ride System (S.I.R.S.)

The advanced electronic systems of the Suzuki Intelligent Ride System (S.I.R.S.) featured on the GSX-8R assist and help you optimize performance characteristics to match your changing riding needs and preferences. By making the GSX-8R more controllable, predictable, and less tiring to operate, these systems help you ride with greater peace of mind, whether touring, carrying a passenger, or heading out for a sporty solo run.

Suzuki Drive Mode Selector (SDMS)

You can choose among three different power output characteristic modes to best match varying riding conditions or your preferences. While all three ultimately deliver maximum engine output at the high rpm, fine control over the level of throttle response and torque characteristics as you open the throttle to accelerate empowers you to ride with greater confidence and pleasure.

Mode A (Active) Delivers the sharpest throttle response as you open the throttle. Torque characteristics are finely tuned to deliver exciting acceleration as the throttle is opened.

Mode B (Basic) Features softer throttle response and a more linear power delivery curve as you open the throttle. Settings are tuned to help make the bike more controllable and a good fit for everyday riding.

Mode C (Comfort) Offers yet softer throttle response and more gentle torque characteristics. This mode is useful when riding on wet or slippery surfaces.

Suzuki Traction Control System (STCS)

Designed to help prevent the rear wheel from slipping, this system reduces stress and fatigue while instilling greater confidence in controlling your ride. You can select from three active modes to control how quickly the system takes effect and how proactive it is in limiting wheel spin, or you can opt to run with it turned off.

Note: Suzuki Traction Control System is not a substitute for the rider's throttle control. It cannot prevent loss of traction due to excessive speed when the rider enters a turn and/or applies the brakes. Neither can it prevent the front wheel from losing grip.



Ride-by-wire Electronic Throttle System

This cable-free system leverages the onboard ECM to finely control the relationship between throttle action and engine output characteristics. As a result, linear feedback to throttle grip action makes the GSX-8R feel controllable and helps promote more confident riding.

Bi-directional Quick Shift System

When activated, this standard-equipment system lets you shift up or down without operating the clutch lever while in motion. Features include clean upshifts with smooth acceleration and downshifts that are also quick and easy, thanks in part to automatic blipping and engine braking working together. The gear shift linkage system load rate is optimized to provide a solid, satisfying click with each shift that assures you the gearbox has responded immediately to your action.

Low RPM Assist

By helping prevent engine speed from dropping excessively when you pull away from a standing start or ride at low speeds, this function delivers smoother starts and inspires greater confidence when you are riding in stop-and-go traffic, or when doing U-turns.

Suzuki Easy Start System

One quick press of a button starts the engine. As a function used on every outing, Easy Start makes your riding experience all the more pleasurable and convenient.

A New Standard of Agility and Stability



A Chassis Engineered for True Riding Pleasure

One glance is all it takes to see how the chassis of the GSX-8R is carefully engineered to be slim, compact, lightweight, highly agile and ideally suited to supporting the high-performance parallel twin engine. Every performance aspect reflects a strong focus not only on great handling and control, but also on minimizing fatigue.

At the core of the chassis layout is a strong steel frame built around the engine. The frame helps realize excellent straight-line stability and nimble handling, while also featuring the right amount of flex to maximize comfort on long rides or when passing over bumps or cobblestones. Exposed seat rails not only provide solid support, but also contribute to the GSX-8R's slim proportions and look of functional beauty. A uniquely shaped lightweight aluminum swingarm contributes to a smoother, more comfortable ride by enhancing trackability and rear suspension response. Straight-line stability and nimble handling are features of the chassis geometry, as is a comfortable riding position that effectively distributes weight to the front and rear, with a forward-positioned hip point that enables you to shift your weight toward the front and more easily control the GSX-8R when negotiating tight corners. Forged aluminum separate handlebars help you lean over the bars in a sporty riding position that allows you to attack corners with confidence, making aggressive runs all the more enjoyable.



Optimized Front and Rear Suspension

Hitachi Astemo (SHOWA) SFF-BP* inverted front forks deliver a smooth, controllable ride and feature a spring rate that is optimized for both solid cornering performance as well as straight-line stability. Their stable damping characteristics make them suitable for a wide range of purposes, from sport riding to touring use. The mono-shock link-type rear suspension contributes to agility and stability. The spring preload can be adjusted mechanically, which is particularly beneficial when preparing to carry a load of gear.

* SFF-BP is a registered trademark of Hitachi Astemo, Ltd.



Cast Aluminum Wheels and High-Performance Tires

Cast aluminum wheels with a unique lightweight design contribute to the sharp styling and nimble handling of the GSX-8R. The wheels are shod with Dunlop RoadSport 2 radial tires that benefit from an internal construction matched to the characteristics of the GSX-8R. Their proven tread pattern employs a silica compound that enhances grip in wet conditions and features durable wear resistance. Both the wheels and tires work in harmony with optimized suspension settings to help maximize grip, stability and agility, and to deliver a comfortable ride.



Enjoy a New Standard of Sportbike Sophistication

Sophistication and sensibleness create an alluring new sportbike. It speaks of satisfying performance, forgiving controllability and ride comfort. It reflects the potential of futuristic sportbike styling and advanced features. Make the GSX-8R your trusty partner and embrace a new era of riding pleasure.



COLOR VARIATIONS



Metallic Triton Blue (YSF)



Pearl Ignite Yellow (QZY)



Metallic Mat Sword Silver (QKA)



Metallic Mat Black No.2 (YKV)

SPECIFICATIONS

Overall length	2,155 mm (84.8 in.)	
Overall width	770 mm (30.3 in.)	
Overall height	1,135 mm (44.7 in.)	
Wheelbase	1,465 mm (57.7 in.)	
Ground clearance	145 mm (5.7 in.)	
Seat height	810 mm (31.9 in.)	
Curb mass	205 kg (452 lbs.)	
Engine type	4-stroke, 2-cylinder, liquid-cooled, DOHC	
Bore x stroke	84.0 mm x 70.0 mm (3.3 in. x 2.8 in.)	
Engine displacement	776 cm ³ (47.4 cu. in.)	
Compression ratio	12.8 : 1	
Fuel system	Fuel injection	
Starter system	Electric	
Lubrication system	Forced feed circulation, wet sump	
Transmission	6-speed constant mesh	
Suspension	Front Rear	Inverted telescopic, coil spring, oil damped Link type, coil spring, oil damped
Rake / trail	25° / 104 mm (4.1 in.)	
Brakes	Front Rear	Disc, twin Disc
Tires	Front Rear	120/70ZR17M/C (58W) tubeless 180/55ZR17M/C (73W) tubeless
Ignition system	Electronic ignition (transistorized)	
Fuel tank capacity	14 L (3.7/3.1 US/Imp gal)	
Oil capacity (overhaul)	3.9 L (4.1/3.4 US/Imp qt)	
Fuel consumption	23.8 km/L (4.2 L/100km) in WMTC	
CO ₂ emissions	99 g/km in WMTC	

North American Specs. Shown.
Actual fuel consumption and CO₂ emissions may differ owing to conditions such as the weather, road, rider behavior and maintenance.